



VENTO BRUSHLESS COLOR SKIN



INFORMATION ABOUT THE FOIL

COLOR SKIN uses a multi-layered, cast, high-performance PVC foil derived from the automotive industry. The foil was specifically developed for high-quality surface finishes and is characterized by its exceptional durability and exclusive appearance.

A distinctive feature is the color-shifting effect: depending on the viewing angle, the color shifts between different shades, creating a dynamic, premium look.

TECHNICAL SPECIFICATIONS

- Material: Multi-layer high-performance PVC foil
- Thickness: 0.11 mm
- Color shifts depending on the viewing angle
- Temperature resistance: -50 °C to +120 °C
- Seawater resistance (according to DIN EN ISO 9227): 100 h/35 °C without change
- Resistant to most oils, greases, fuels, weak acids, salts, and alkalis
- Adhesive strength: 16 N/25 mm
- Tensile strength (DIN EN ISO 527): > 21 MPa
- Elongation at break (DIN EN ISO 527): > 120%
- Application temperature: > +15 °C
- 2-year warranty on the foil from the date of purchase, provided it is used and maintained properly

CARE INSTRUCTIONS

- Always unplug the device from the power source before cleaning
- Clean the surface only with a soft, slightly damp microfiber cloth
- Do not use harsh cleaning agents
- Do not use abrasive cleaners or stiff brushes
- Avoid using sharp or pointed objects

PROTECTIVE FUNCTION OF THE FOIL

The high-quality car wrap foil not only enhances the vehicle's appearance, but also protects the surface from:

- Scratches
- Signs of wear
- Minor scuff marks
- Everyday wear and tear in a hotel setting

A particular advantage: The foil can be removed if necessary. This keeps the hair dryer underneath protected, so that it looks as good as new once the film is removed.

REMOVING THE FOIL

- HEAT THE FOIL

Use a heat gun set to medium or a powerful hair dryer. Move the airflow in a circular motion over the surface to prevent overheating. The temperature is sufficient when the surface feels comfortably warm.

- LOOSEN THE FILM

Carefully lift a corner or edge of the heated foil with your fingers or a plastic wedge.

- REMOVE THE FOIL


Peel off the foil slowly and evenly at a shallow angle of approximately 45° to 60°. As you do so, reheat the foil in sections.

- REMOVING ADHESIVE RESIDUE


Any adhesive residue can be removed using a suitable adhesive or silicone remover. Then clean the surface with a soft microfiber cloth.

A COLOR PALETTE THAT INSPIRES


To make things even easier, we've put together a selection of colors featuring shimmering and reflective shades. They're perfectly coordinated with the colors of our LONDONER CLUTCH. With COLOR SKIN, your hair dryer will become an absolute must-have.



ice blue
010643.604



arctic aurora
010643.603



jungle green
010643.602



dusty rose
010643.601



fairytale purple
010643.600