




Belleze

CARE AND MAINTENANCE



To ensure your **BELLEZE** product performs and gives many years of use, please follow these recommendations carefully, as any damages resulting from poor maintenance are not covered under the warranty.

The majority of products can be cleaned with warm water, a mild soap and a clean soft cloth.

It is not required to use any abrasive cleaning pads, wire wool or micro-fibre cloths to clean the product. Avoid a vigorous cleaning action.

Abrasive or strong cleaning products containing ammonia, bleaches, alcohol, dyes, acids (hydrochloric, formic, phosphorus, chlorine or acetic) will be detrimental to the product finish.

If using a spray cleaner, apply the cleaning agent onto a soft cloth, never directly spray onto the product as the cleaner may enter gaps and openings and cause damage.

Residues of toiletries such as liquid soaps, shower gels, shampoos, hair dyes, perfumes, lipstick, after shave and nail varnish can also cause damage, carefully clean these using the methods above.

If a specialized cleaner is required, always follow the instructions provided on the cleaning product, this would include application and dosage.

Always test the cleaning agent on an inconspicuous area before applying to the whole surface, do not allow the cleaner to remain on the product for an extended period of time. After cleaning, rinse thoroughly with clean water.

Ensure that specialized cleaners are only applied to the specific area and do not come into contact with other materials that could be affected by it.

We would not recommend the mixing of different cleaning agents.

After cleaning, dry with a soft cloth.

For additional specific care and maintenance information please see the individual product specifications where applicable.
