




Royal Botania.com
Belgian outdoor luxury

MAINTENANCE BROCHURE

The materials used in the manufacture of the Royal Botania collections are carefully selected so we can guarantee our products meet the highest quality standards. However, to ensure that the furniture still looks good even after many years of use, some maintenance will be required. For your convenience the Royal Botania team has put together a range of care products, perfectly suited to your furniture and your comfort.



TEAK & MAHOGANY
4-11



STAINLESS STEEL
12-15




ALUMINUM
16-17



POWDERCOATING
18-19



GRANITE
20-21




BATYLINE & FIBRE
22-23



FABRICS
24-25



ZINC, BRASS, CAST STEEL,
PORCELAIN
26-27




LACQUER
28-29



GLASS
30-31



SOLID SURFACE
32-33



CERAMIC
34



WARRANTY
36

TEAK: Because Royal Botania make no concessions when it comes to quality, we only use carefully selected, fully grown teak, which is harvested in accordance with the strictest environmental standards. The wood comes from the *Tectona Grandis*, a tree that can grow to a height of 45m under the right conditions with a trunk diameter of up to 2.4 metres. The reason for its generally commended durability is the high levels of natural oils it contains. The resulting minimal moisture absorption prevents warping which gives it great stability. Moreover, the wood is extremely resistant to the influences of chemicals, as well as against attacks by vermin. Because of these qualities, combined with its exceptionally-beautiful colour and structure, teak is classed as the most premium wood on our precious planet. The teak tree is predominantly found in the Golden Triangle, a region which covers Laos, Myanmar (formerly Burma) and Thailand. The qualities of teak were discovered several centuries ago and plantations were established in Africa, South-America and other South-East Asian countries. The condition of the soil and the climatic circumstances have an important influence on the quality of the wood. Only the Indonesian wood of the *Tectona Grandis* boasts similar qualities to those of the indigenous Teak wood. After the colonial era the Indonesian plantations came under the supervision of the local population and today are supervised by the Perum Perhutani government institution. Only





the mature wood has the excellent qualities mentioned, including stability and resistance. The tree is ready to be felled after 75 to 80 years. The trees are ringed, which means that the lower band of the bark is removed. The tree then loses most of its sap. About two years later it is felled and sawed up. The wood is then selected on the basis of its structure. Drying the wood is a very important phase and determines how it works later on. The time and speed of drying depends on the thickness of the material that needs to be dried. The drying-schedules must therefore be adjusted according to the filling of the drying kiln. Ideally the level of moisture lies between 8 and 12% after this phase, not only on the outside, but also at the core. Naturally, after the drying phase, further processing is important too. This is especially true for outdoor furniture because it suffers the most. In fact the strength of the construction is largely determined by the precision of the process. Bad timber joints with too much tolerance create instability

and if the fittings are too narrow they can cause splitting.

MAHOGANY:

The vigor collection of Royal Botania is also offered in mahogany. Mahogany is a hardwood with a reddish color that is ideal for the manufacture of furniture. Mahogany is also often used in boat building.



MAINTENANCE

TEAK and MAHAGONY don't need additional protection due to their high resistance. Nevertheless it may be useful to treat the wood so that it is less sensitive to staining. During outdoor use, the untreated wood will oxidise and develop a silver grey patina due to exposure to water and UV rays. Whether this natural process is desirable or not is merely a question of personal taste.



We advise that the wood is allowed to become silver grey.



PREVENTATIVE CARE

TEAK SEALER: The perfect treatment for maintaining the golden brown colour. This is suitable for use both indoors and out and slightly deepens the colour of the wood. The wood should be treated with teak sealer at regular intervals, to protect it from staining. Apply only when the wood is completely dry. **Ref: TEAS**

TEAK PROTECTOR: Protects the wood from moss in a moist outdoor environment. Makes spring-cleaning easier. It does not prevent greying. Use annually before winter. **Ref: TEAPR**

NO STAIN: Protects the wood from staining. Particularly for indoor use: bathroom furniture, parquet, tabletops. Does not contain a UV filter against greying. Makes cleaning easier. Does not affect colour on application. **Ref: NST**



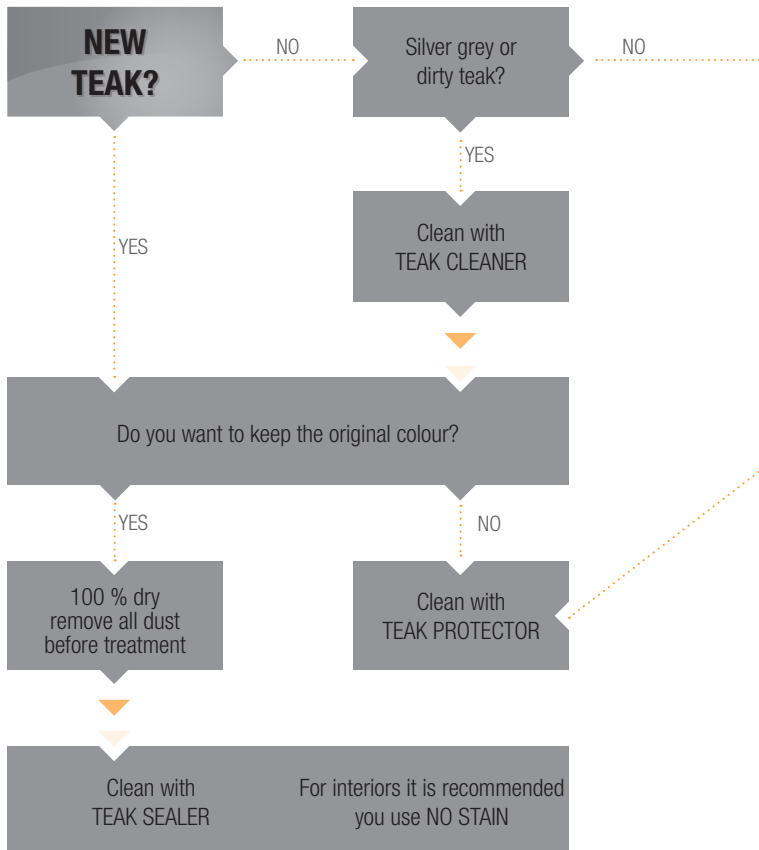
CLEANING

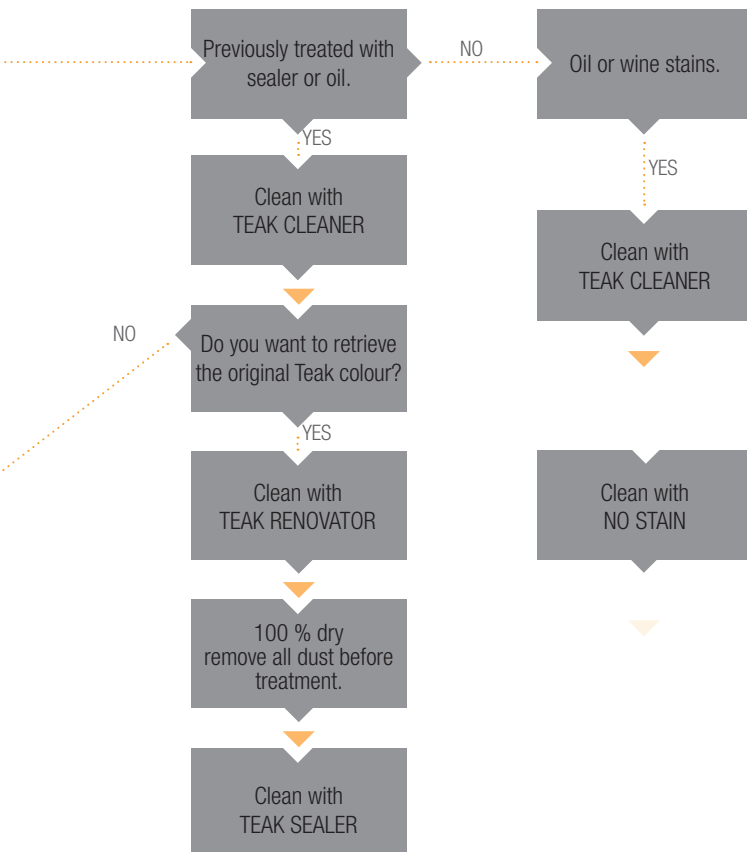
TEAK CLEANER: : Powerful cleaning agent for the removal of dirt and moss. Apply, allow to soak in and scrub. **Do not use high pressure cleaners** as they damage the wood fibres and increase the porosity of the wood.


Ref: TEAC

TEAK RENOVATOR: Partly restores the golden brown colour after greying. Powerful cleaner that penetrates the wood. **Ref: TEAR**









Brushed



Electropolished

STAINLESS STEEL

Stainless steel, also known as Inox, is an iron alloy in which the resistance to corrosion is increased through the addition of chrome and nickel. The principle involves the protection of the outside surface by chromium oxide and nickel oxide molecules. These molecules are much bigger than the underlying iron atoms, which prevents the latter from combining with oxygen to form iron oxides — better known as rust. This passive layer protects the precious steel and is self-renewing. In order to obtain a chromium-and nickel oxide skin that is as pure and homogeneous as possible, and therefore optimally corrosion-resistant, the standard Royal Botania frames are etched and rinsed with demineralised water after which a passive layer is formed by natural oxidation. Chlorine is the biggest enemy of stainless steel and can cause a form of corrosion known as “pitting”. Contamination by chlorides or rusting particles can penetrate the passive layer and cause corrosion in certain places. This is especially important when near the sea, because of course sea salt is sodium chloride. It is necessary to give the metal as smooth a surface as possible in order to give it an even greater resistance to corrosion. This is because if the surface is smooth, there is less chance for contamination to take hold on the metal surface, thus reducing possible corrosion.



We recommend you rinse your stainless steel furniture monthly with clean water.



MAINTENANCE

Since stainless steel is not corrosion resistant by definition, it is advisable to clean the furniture regularly with water and soft soap. This minimizes the contamination of the surface, including by metal particles known as airborne rust. In areas near the coast or close to industrial plants that produce an increased concentration of chlorides or sulphur dioxides, cleaning to remove deposits is extremely important. Inside use causes annoying stains, usually through fingerprints.

REGULAR CLEANING

In areas with a high corrosive impact (coastal areas, industrial areas) or the influence of thawing salt, smoke emissions and environmental pollution, more regular cleaning is needed (ca 3-4 times a year) than in areas where such influences are not so great or not present at all (ca 1-2 times a year). The overall principle is that cleaning should be done before the deposit of high-level contamination.



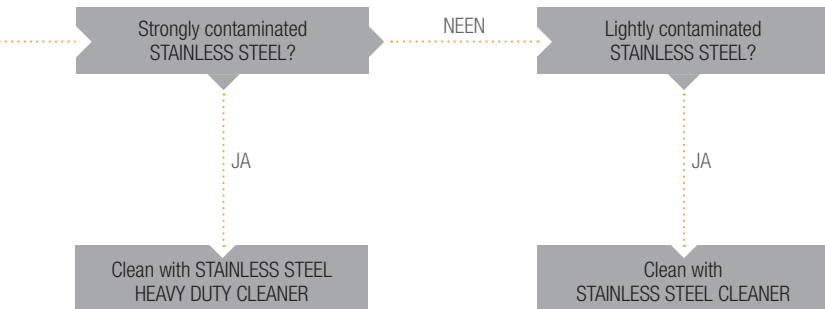
PREVENTATIVE CARE

STAINLESS STEEL PROTECTOR: light oil that protects and cleans. Prevents fingerprints and removes other superficial contamination. **Ref: SSP**

CLEANING

STAINLESS STEEL CLEANER: A soap-solution containing a light acid. For everyday maintenance. **Ref: SSC**

STAINLESS STEEL HEAVY DUTY CLEANER: An efficient polishing paste containing a stronger acid. Minor scratches can be treated, especially for air-borne rust or contamination from outside. Use with a soft cloth. **Ref: SSHC**



Aluminum is a non-ferrous metal, which combines great mechanical rigidity with light weight; this makes it especially suitable for making furniture. If treated correctly it has a good resistance to corrosion. One of the treatments is powder coating. After a chemical pre-treatment an epoxy powder is applied electrostatically and baked. The advantages are easy cleaning and endless colour variations.

MAINTENANCE

Simply use water and soft soap. Avoid the use of scourers.





Different collections (Ninix, Alura, ...) are available with a powdercoated aluminium or stainless steel frame. Powdercoating is a type of coating that is applied as a free flowing, dry powder. The coating is typically applied electrostatically and is then cured under heat to allow it to flow and form a "skin". Powdercoating provides excellent protection against corrosion.

MAINTENANCE

Clean with water and soft soap. Don't use abrasive products and/or scourers. Damage to the paint must be repaired with a lacquer stick.







After diamond, granite is the hardest stone in the world. Granite combines high scratch resistance with minimal porosity. Minimal absorption of moisture makes the material highly frost resistant, so, unlike many other types of stone, exterior use does not affect its appearance. These characteristics make granite one of the best materials to use for the production of lighting fixtures.

PREVENTATIVE CARE

NO STAIN: Increases the resistance of smoothed working surfaces to stains, creams, etc.

Ref: NST

CLEANING

Simply use water and soft soap. A high-pressure cleaner is ideal when used outdoors



BATYLINE: For the seats and backs of our chairs and beds we use Batyline® fabric, a polyester fibre which is provided with a PVC-coating and then woven. The fibres are then melted together to create an extremely form-fast, stretch-and tear resistant fabric. Apart from its exceptional mechanical strength, it has a high chemical resistance. The synthetic coating guarantees an extremely high weather- and UV resistance. The fact that no moisture is absorbed results in rapid drying, maximum stain- and mould resistance and simple cleaning. The most important feature is its pliancy and optimal seating comfort.

NENUPHAR: The Nenuphar fiber is made entirely from high density polyethylene (HDPE). This means it is extremely durable and resistant to all weather conditions, including strong sunlight, rain and temperatures ranging from +80 °C all the way down to -70 °C, making it suitable for exposure to the outdoor elements all year round, anywhere in the world. As well as being mold-resistant, it is also non-toxic and 100% recyclable.

MAINTENANCE

Simply use water and Batyline® - & Fibre cleaner. Avoid the use of abrasive products and solvents. **Ref: BFC**





Because only the best will do, all Royal Botania fabrics have been woven from mass-coloured acrylic fibre; your guarantee of optimal water- and UV resistance, plus years of comfort.

MAINTENANCE

Most stains on the fabrics can be cleaned with mild soap and water. Simply remove dirt by scrubbing with water (under 40°C) and natural soap. Rinse liberally with clean water to remove all the soap. Removable covers can be washed at 40°C in the washing machine. Do not iron or spin dry. To prevent creasing replace the covers while still damp, and dry in the open air. Store the material in a dry, well-ventilated area during the winter.

RAINSTOP

Royal Botania have created an innovative new method of protecting decorative cushions from the weather elements of rain and dew. It means that your decorative outdoor furniture cushions will dry quicker and last even longer. The new solution is a special membrane in high performance microfiber textiles, called RainStop. RainStop has outstanding resistance to water.



Royal Botania cushions are resistant to occasional heavy rain, however we recommend they are covered overnight.





MAINTENANCE

BRASS, ZINC AND PORCELAIN: simple maintenance with water and soft soap. Avoid using scouring sponges and abrasive products as they remove the natural patina.

CAST STEEL: because of its particular composition, this cast steel needs no maintenance. The oxidised casing protects the underlying material from any further corrosion. On no account should you use any abrasive products and/or scourers. Please Note! Rinsed off iron oxide may cause rust stains on the ground area.





The New England collection is made of teak wood and coated wood with a scratch-resistant polyurethane lacquer. It has the same properties as classical exterior joinery work and the same warm character.

MAINTENANCE

Similar to the standard maintenance of exterior joinery. Clean with water and soft soap. On no account should abrasive products and/or scourers be used. Damage to the paint must be repaired as soon as possible with a lacquer stick, which is available in the same colour, to prevent the wood from becoming exposed to outside elements.







Its resistance to staining and scratching makes glass a highly suitable material when making table-tops for outdoor furniture. The white, pearl grey, cafe latte and black versions have a matt acid-washed finish, which are even more scratch and fingerprint resistant than shiny surfaces.



We recommend the tabletop is cleaned regularly so dirt can not 'burn' into the surface. This is especially important with black glass.





SSM are non-porous, so spilled fluids cannot penetrate the surface. Certain chemicals can cause staining or can damage the surface. These are strong acids, ketones such as acetone, chlorinated solvents such as chloroform, and combinations of strong solvents such as paint strippers. Daily maintenance is done with a mild abrasive cream. The surface is renewable and minor damage and scratches can be completely repaired, restoring the surface to its original condition using fine sandpaper (320) or a soft abrasive cream and scouring pad. Mild cigarette burn marks can be removed easily in the same way.

MAINTENANCE

SSM are non-porous, so spilled fluids cannot penetrate the surface. Certain chemicals can cause staining or can damage the surface. These are strong acids, ketones such as acetone, chlorinated solvents such as chloroform, and combinations of strong solvents such as paint strippers. Daily maintenance is done with a mild abrasive cream. The surface is renewable and minor damage and scratches can be completely repaired, restoring the surface to its original condition using fine sandpaper (320) or a soft abrasive cream and scouring pad. Mild cigarette burn marks can be removed easily in the same way.

Acrylate provides flexibility, making it easy to process and very strong.

5 good reasons for choosing SSM:

1. Durable
2. Non-Porous
3. Hygienic
4. UV-resistant
5. Very colourfast





High pressure laminate (HPL) by TRESPA® is ideal for outdoor use, because of the following properties:
5 good reasons for choosing HPL:

1. Water Resistant
2. Easy Maintenance
3. Impervious to bacteria or micro-organisms
4. Scratch resistant
5. Very Colourfast

MAINTENANCE

Laminate is easy to clean with a sponge and an all-purpose household cleaner. Afterwards, rinse and/or wipe off to avoid streaks. Do not use cleaners which have an abrasive or polishing action. Use only sponges, soft nylon brushes or cloths. Do not use brushes with hard bristles. Algae and moss can occur in places that remain cool and moist for prolonged periods of time and which are exposed to very little sunlight. Thanks to the closed surface, algae and moss will only grow on the top of the surface, making good cleaning very easy.

Ceramic table tops are made of inorganic materials that crystallise at very high temperatures and are thus very hard and resistant to wear. This material, with a sleek and modern appearance, is distinguished by the following exceptional properties:

1. extremely resistant to abrasions and scratches
2. 100% water- and frost-resistant
3. resistant to stains
4. easy to maintain
5. UV-resistant

MAINTENANCE

Ceramic table tops are easy to clean with a sponge and an all-purpose household cleaner. Afterwards, rinse and/ or wipe off to avoid streaks. Although the ceramic surface is extremely hard and wear-resistant, we do not recommend the use of cleaners with an abrasive or polishing action. Use only sponges, soft nylon brushes or cloths. Do not use brushes with hard bristles.

Algae and moss can occur in places that remain cool and moist for prolonged periods of time and which are exposed to very little sunlight. Thanks to the closed surface, algae and moss will only grow on the top of the surface, making good cleaning very easy.



Ceramic is by far the best material for outdoor use.



All Royal Botania products are designed for a lifetime of outdoor use. The carefully selected natural materials only add to the prestige and design of our furniture ranges. As with most natural materials, Teak wood has minor differences in colour and texture as well as wind cracks. These only add to the natural charm and unique character of our luxurious furniture.

More info: www.royalbotania.com





THE ROYAL BOTANIA TEAM

To keep up to date with latest developments from Royal Botania,
please subscribe to our newsletter at
WWW.ROYALBOTANIA.COM



WWW.ROYALBOTANIA.COM