


AQUAECO

WASHROOM AND PLUMBING SOLUTIONS

Installation Guide



AQR-ECO-0608-XX
AQUAECO REVERSIBLE MIRROR 600X800MM


Manual

Dear distinguished user, it is grateful if you could follow the steps below when you install the eco-friendly, high transparency copper free mirrors:


1. Clean the walls and neighboring areas where you want to install the mirror, it's better to make sure there is no acid, alkaline or any other corrosive substantial remains on the wall or near the area;
2. It is advisable to wash your hands before installing it, in order to reduce the risk of it is recommended if you wear a pair of gloves;
3. When the installation is done, it is advised to clean the surface, edge and back if you can reach on the mirror by a soft cloth, with tap water, purified water or qualified glass cleanser, then make it dry by tissue paper, no hard materials and corrosive detergent is allowed;
4. For a better daily use, to keep the room ventilated, it is better to open the window or start the ventilator after your shower / bath sure no steam or hot air surrounding the mirror for longer time, when any pollution is found on the mirror, especially on the edges, please make it cleaned in time.

Thank you for your kind reading, We wish you a happy bath time!


INSTRUCTION




(1)



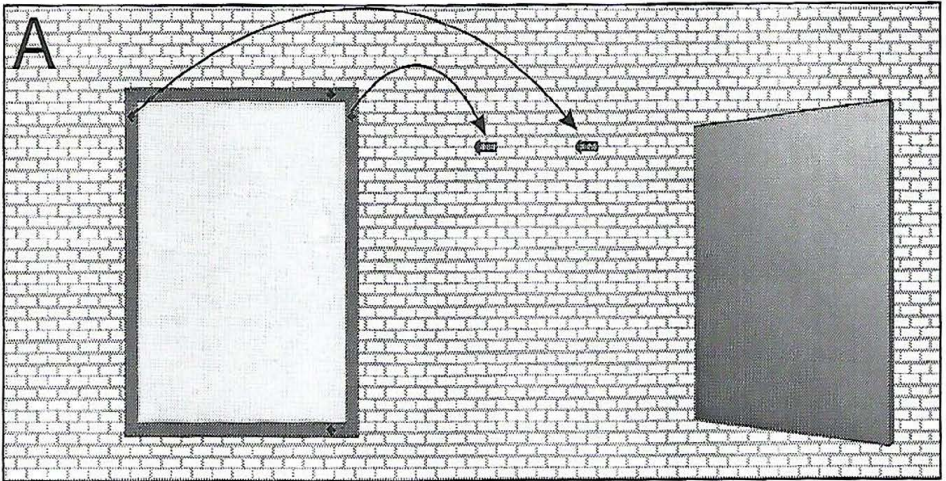
(2)



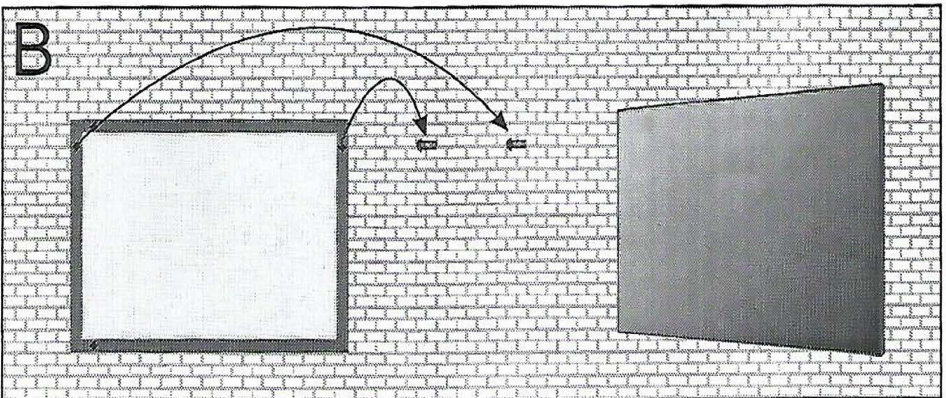
(3)



(4)



(5)



(6)

