

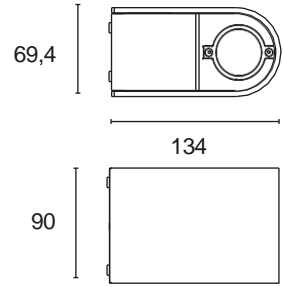
BEACH HOUSE OUTDOOR WALL LIGHT

OUTDOOR LIGHTING

Rated Voltage: 220-240 Vac
 Material of Body: Aluminium
 Protection Degree: IP65
 Insulation Class: Class I
 Power (Single Light Emission): 5W



Dimensions:



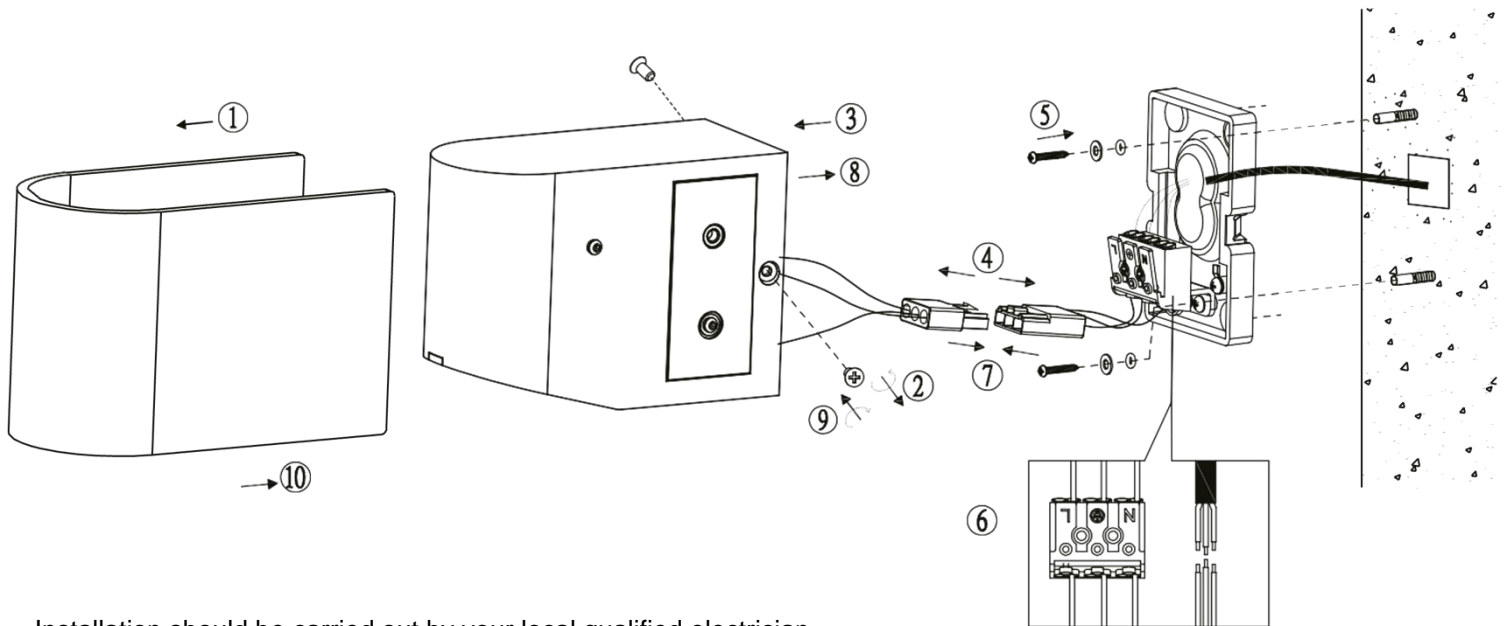
Weight: 1,08 kg

WIRING WARNINGS

220-240V

	(L) = BROWN	=	LIVE
	(N) = BLUE	=	NEUTRAL
	(⊕) = YELLOW-GREEN	=	EARTH


!WARNING! RESPECT POLARITY
!WARNING! TURN THE POWER OFF DURING INSTALLATION OR MAINTENANCE



Installation should be carried out by your local qualified electrician



Warnings



The LIGHTING fixture is safe only when installed by qualified technicians and used only for the purpose for which it was designed and in respect of maintenance instructions. Do not connect while it is in the packaging.

The luminaire is not a toy; packing materials may constitute a hazard (risk of suffocation, abrasion, etc.) and must not be left within reach of children.

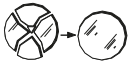
Carefully read the instructions that give important information on the correct installation and use, and store instructions for future maintenance. The device is developed in compliance with current standards; it is necessary that the installation is done properly, according to the instructions supplied.

The present instruction paper must be kept for any future maintenance operation on the luminaire.

If the terminal block is supplied unassembled, assembly may require the intervention of qualified personnel.



The crossed-out wheeled bin symbol indicates that the item should be disposed of separately from household waste. The item should be handed in for recycling in accordance with local environmental regulations for waste disposal. By separating a marked item from household waste, you will help reduce the volume of waste sent to incinerators or landfills and minimize any potential negative impact on human health and the environment.



Replace any cracked protective shield



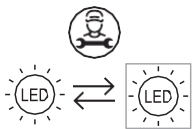
Class I: Protection comes from the main insulation and from the connection of the metal parts accessible to the earthing circuit. For devices with earthing (Class I), connect the power cord/plug to an outlet with a ground.

IP65

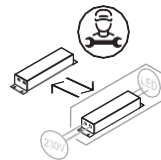
Symbol indicating the degree of protection offered by the device against the penetration of dust, solid bodies and liquids (IEC 60529)



More info on (non-) replaceability



Replaceable light source by a professional



Replaceable control gear by a professional



This product contains an energy-efficiency class light source " D "