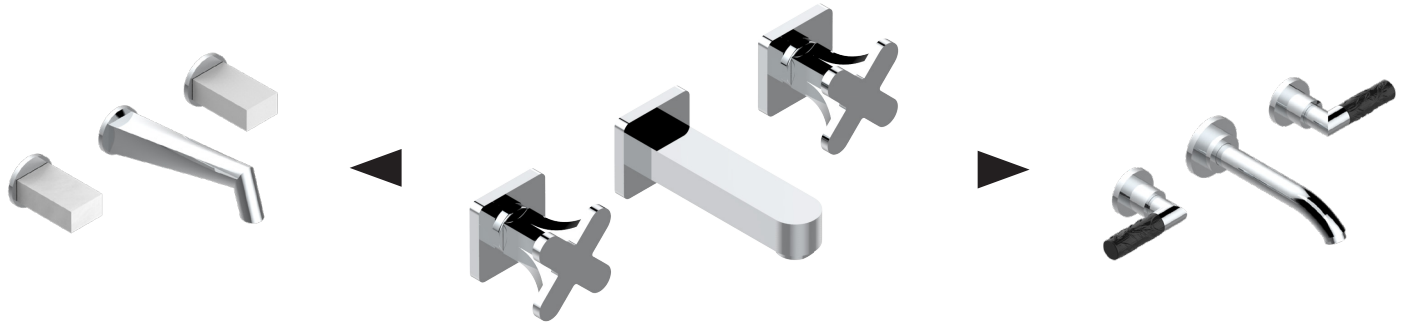




- FR** Garniture pour mélangeur de lavabo mural
- EN** Fitting for wall-mounted basin mixer
- DE** Garnitur für Wand-Waschtischarmatur
- ES** Herraje para mezclador mural de lavabo

Compatible avec
Compatible with

40AC • 40AC/W

40AM • 40AM/W



Outillage (Non-fourni)

Tools (Not provided)

工具 (自备)

Werkzeuge (Nicht mitgeliefert)

Herramientas (no suministradas)

Utensili (non forniti)

Gereedschap (Niet meegeleverd)

инструменты (Не обеспечен)

(الأدوات غير مرفقة)



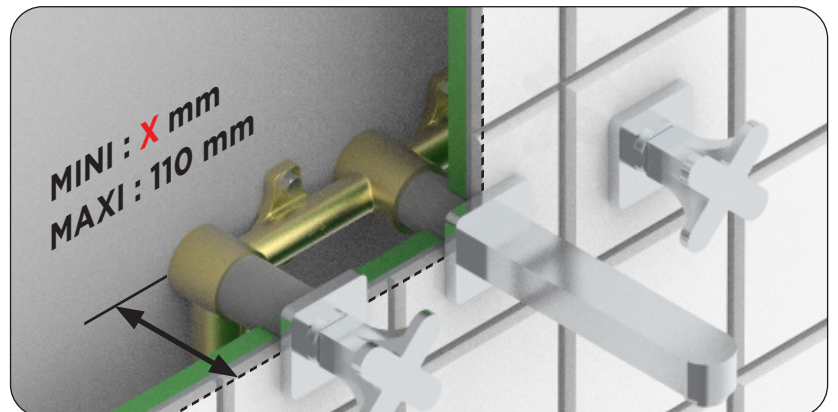
Assurez vous d'avoir purgé les canalisations

Make sure you have purged the water pipes

确保已清空管道



Stellen Sie sicher, dass Sie die Kanäle gespült
Asegúrese de que ha limpiado los conductos
Zorg ervoor dat u de leidingen hebt ontluicht
Assicurarsi di aver spurgato le condutture
Убедитесь, что вы прочистили трубопроводную сеть

تاونقلا ري هطت نم دكأت

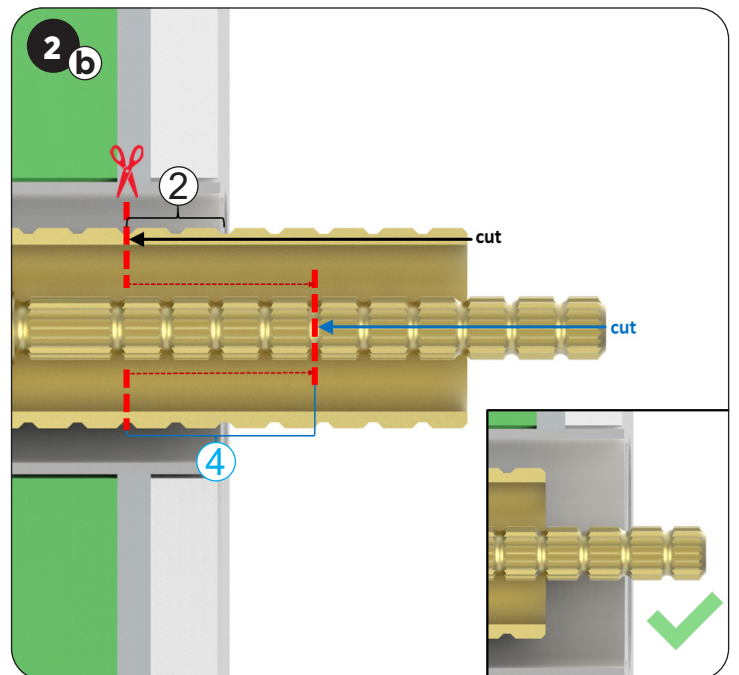
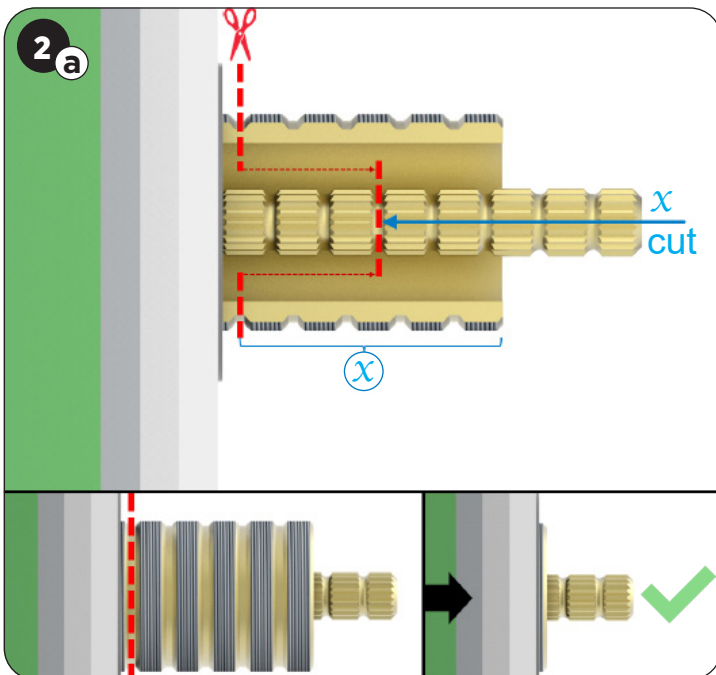


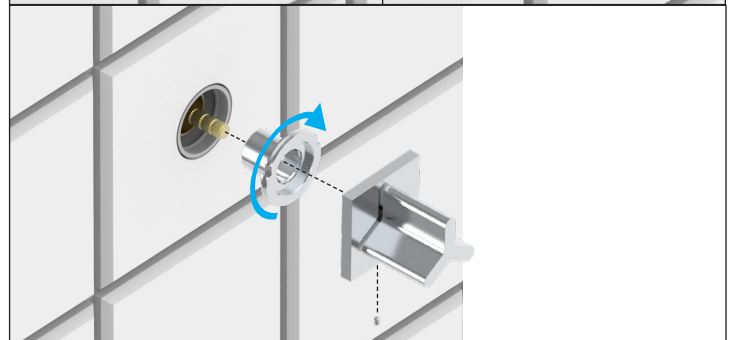
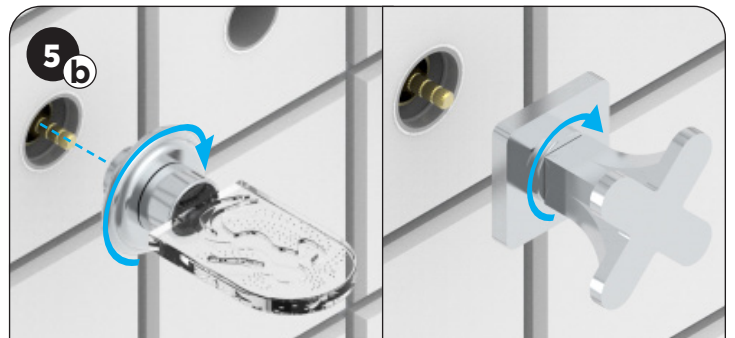

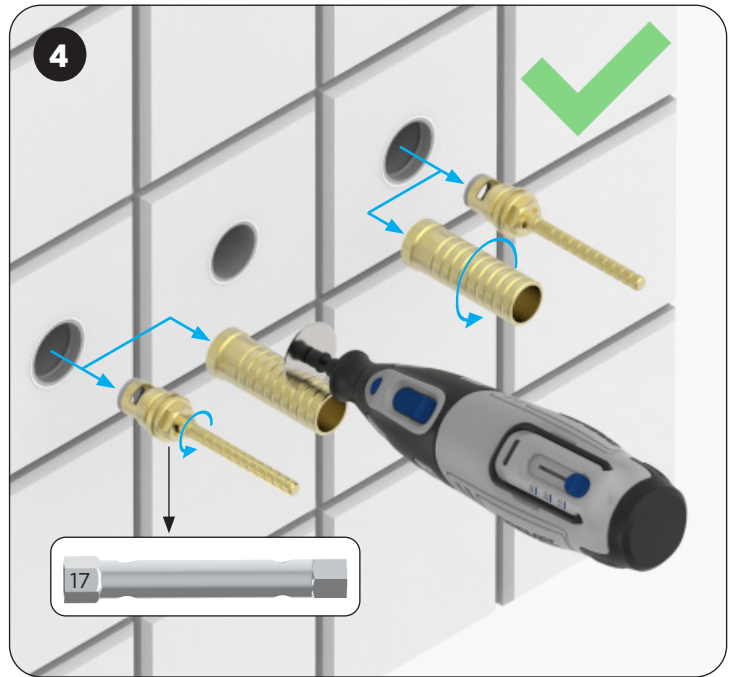

Cache épaule <i>Shoulder cover</i> X=65mm	Rosace a fût <i>Flange with tube underneath</i> X=80mm
Toute les séries (Yoko y compris) All series (including Yoko)	G3R - G3S - G3T - G3U - G3V - G3W - - G7K - U2K - U7G - U7H - U7J - U7K - U7L - U7M - U7N - U7P - U7S - U7T - U6F - U6G - U6H - U6J - U6K

Encastrement mini =



ou
or
或
oder
o
o
of
или
أو

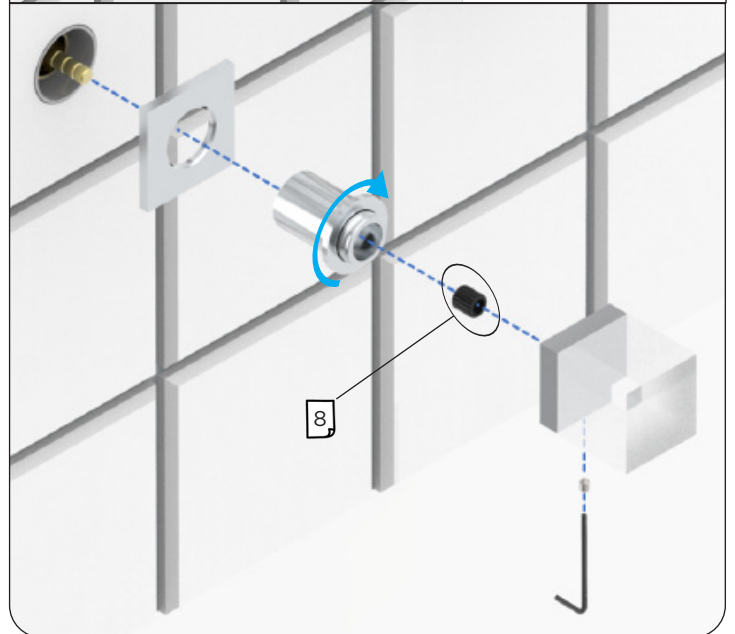




6 a Montage des croisillons / manettes
 Handle / lever assembly
 装配十字接头 / 手柄
 Montage von Traversen / Armaturen
 Montaje de separadores/palancas
 Montaggio dei transetti/manopole
 Montage kraanknoppen/handgreep
 Монтаж крестообразных рукояток / рычагов
 تركيب ضوابط صليبية/مقابض



6 cas possibles
 6 possible cases
 6 种可能的案例
 6 mögliche Fälle
 6 casos posibles
 6 casi possibili
 6 gevallen mogelijk
 6 варианта возможны
 6 حالات ممكنة



1/6




2/6




3/6




4/6




5/6



6/6







Cas 1 / Case 1




Cas 2 / Case 2







Positionnement de la bague pour les croisillons Zoom / Positioning the ring for the Zoom braces

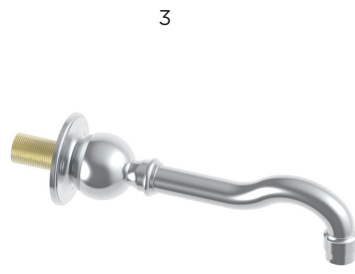





Positionnement de la bague pour les manettes Zoom / *Positioning the ring for Zoom levers*

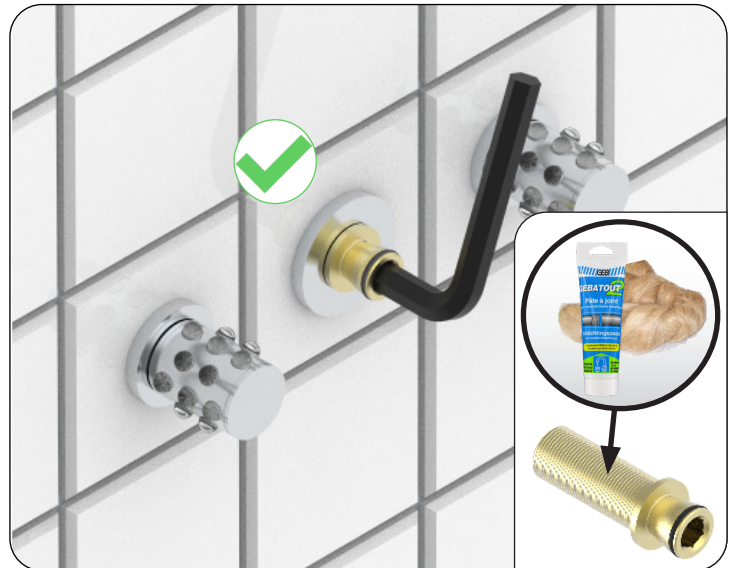
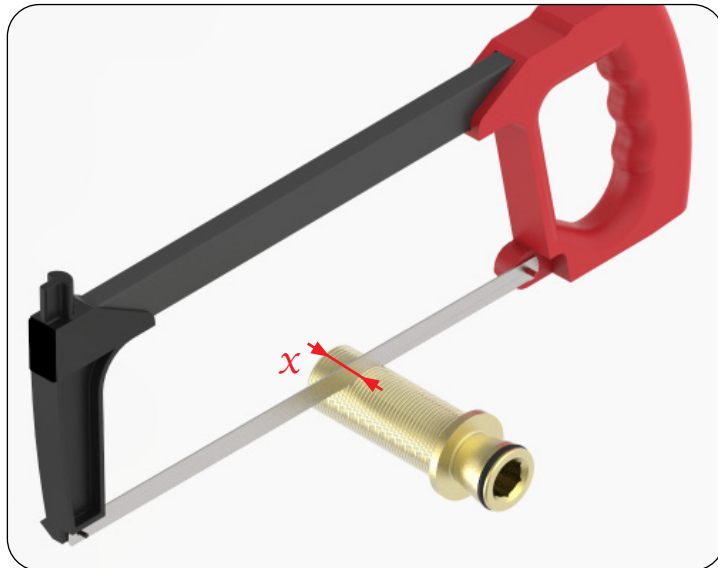




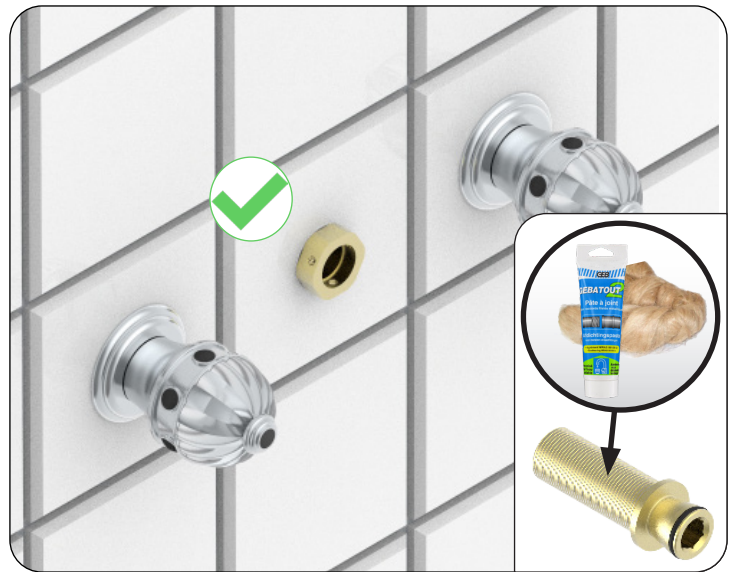

Installation du bec / Installation of spout


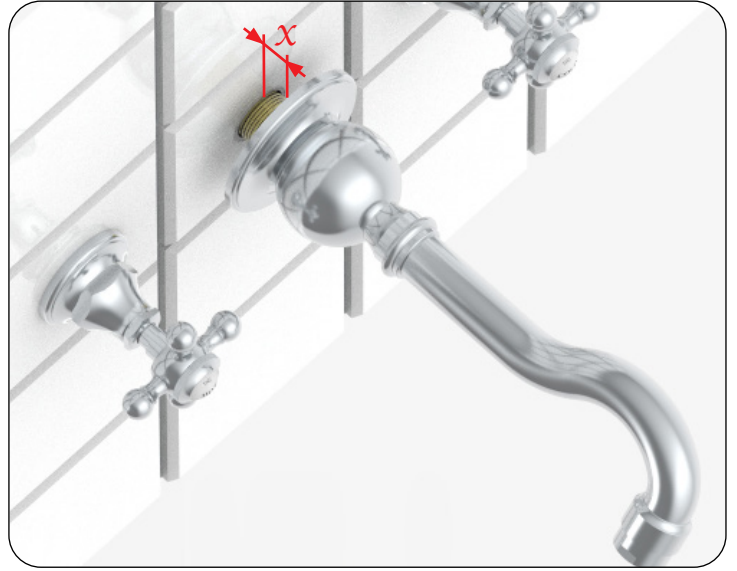


3 cas possibles
 3 possible cases
 3 种可能的案例
 3 mögliche Fälle
 3 casos posibles
 3 casi possibili
 3 gevallen mogelijk
 3 варианта возможны
 3 حالات ممكنة

1/3








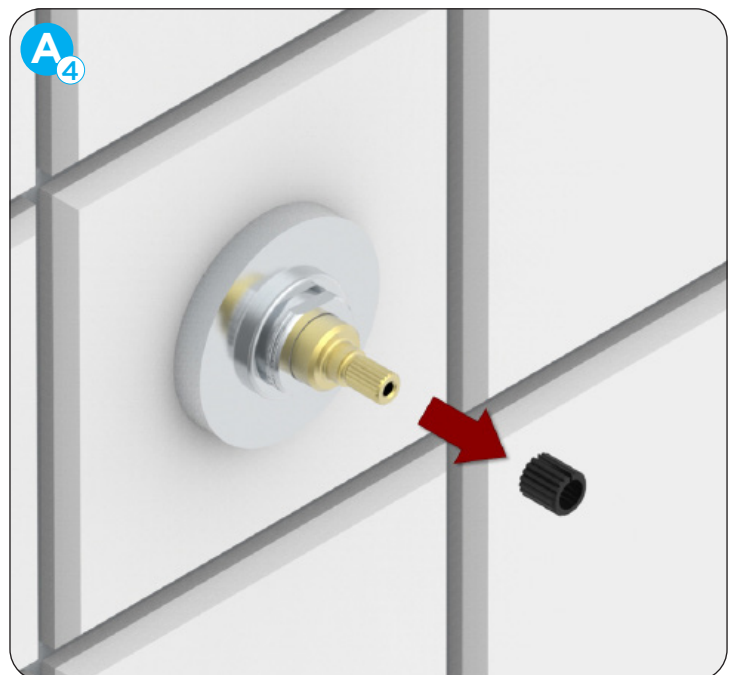
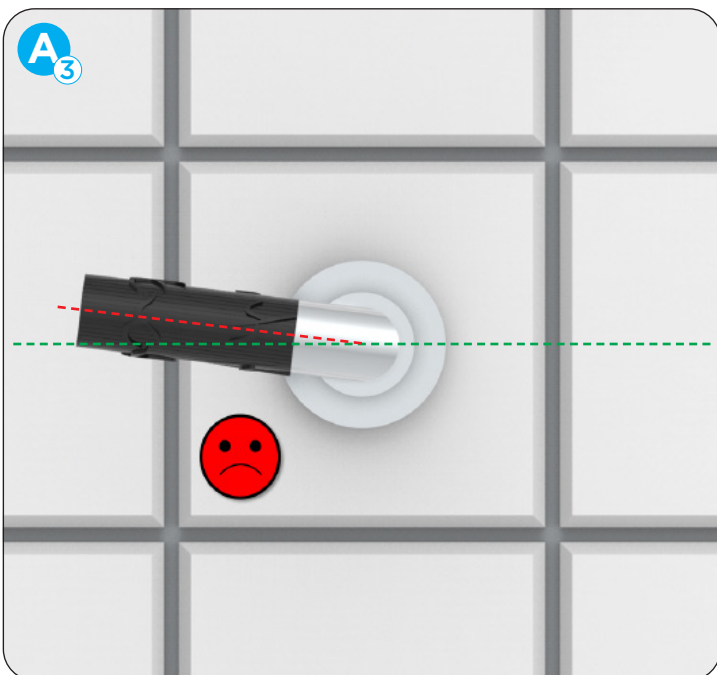

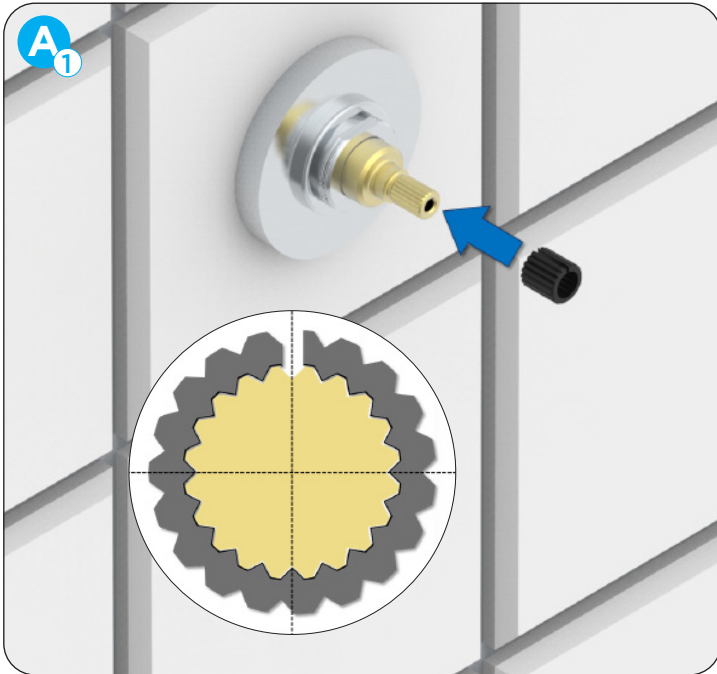
Insert plastique strié

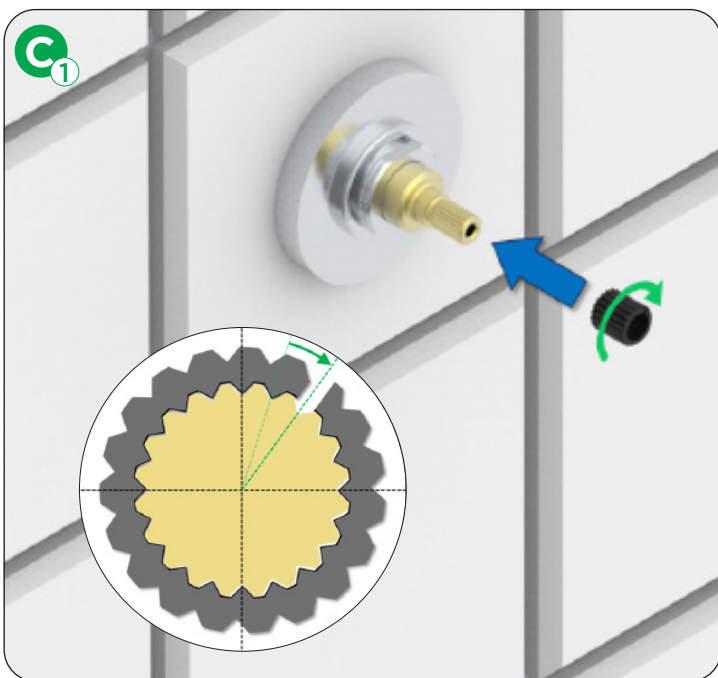
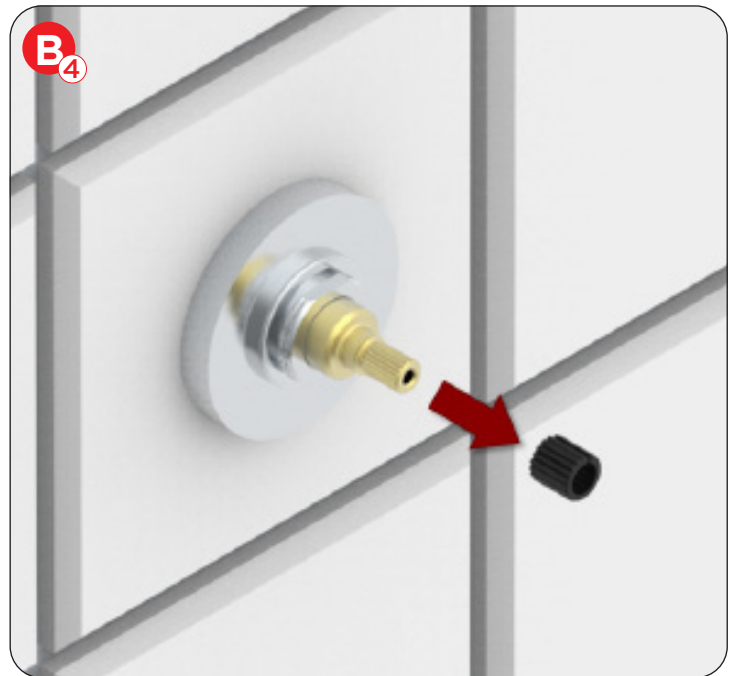
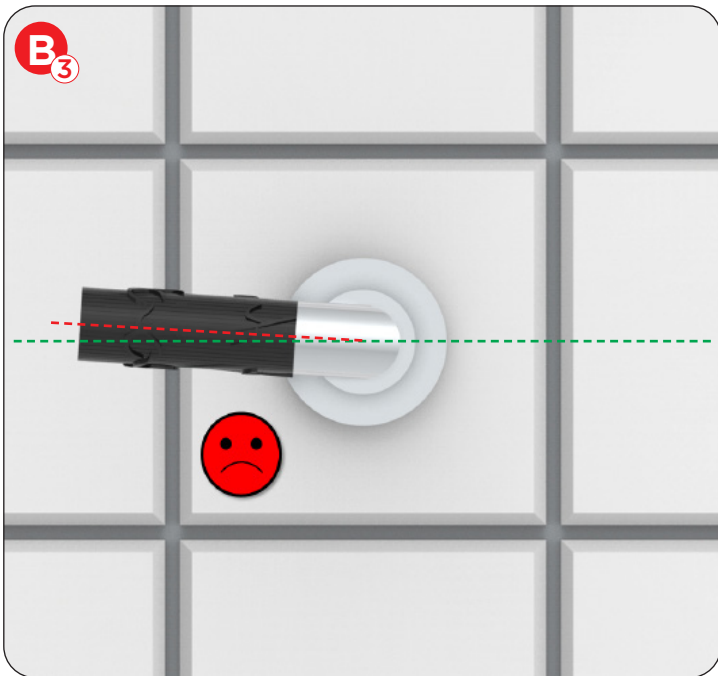
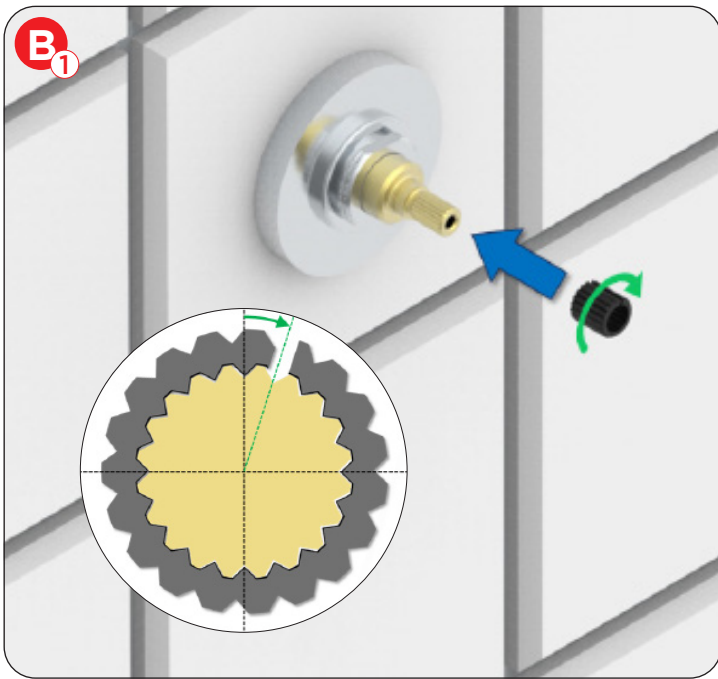
Notice d'installation / Installation instructions / 安装说明 / Installationsanleitung / Instrucciones de instalación / Istruzioni per l'installazione / Installatie handleiding / Инструкции по установке / إرشادات التركيب





- FR** Insert plastique strié
- EN** Grooved plastic insert
- CN** 条纹塑料插件
- DE** Geriffelter Kunststoffeinsatz
- ES** Inserto plástico estriado
- IT** Inserto in plastica striata
- NL** Gegroefde kunststof inleg
- RU** Пластиковая рубчатая прокладка

ملحق بلاستيكي مُحَرَّز **AR**







Répéter l'opération jusqu'à obtenir la position verticale ou horizontale (19 positions possibles)

Repeat the procedure until you obtain the right vertical or horizontal position (19 possible positions)

重复操作，直到达到垂直或水平位置（可能有 19 个位置）

Wiederholen Sie den Vorgang, bis die vertikale oder horizontale Position erreicht ist (19 mögliche Positionen)

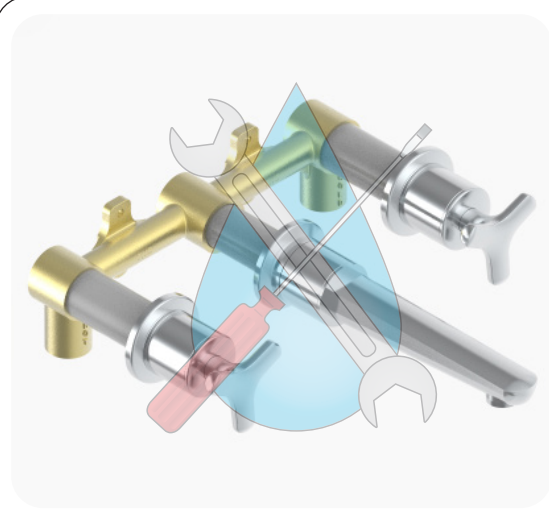
Repetir la operación hasta obtener la posición vertical u horizontal (19 posiciones posibles)

Ripetere l'operazione fino al raggiungimento della posizione verticale o orizzontale (sono possibili 19 posizioni)

Herhaal de handeling totdat u de verticale of horizontale positie bereikt (19 mogelijke posities)

Повторяйте операцию, пока не достигнете вертикального или горизонтального положения (возможны 19 положений)

كزّر العملية إلى غاية الحصول على الوضع العمودي أو الأفقي (٩١ وضعاً ممكناً)





Outillage (Non-fourni)

Tools (Not provided)
工具 (自备)
Werkzeuge
(Nicht mitgeliefert)
Herramientas (no suministradas)

Utensili (non forniti)
Gereedschap
(Niet meegeleverd)
инструменты (Не обеспечен)

الأدوات (غير مرفقة)



FR Les conditions générales de garantie, le nettoyage et l'entretien de la robinetterie apparaissent dans les conditions générales de vente.

EN The warranty policy, cleaning and maintenance of the valves appear in the general conditions of sale.

CN 质保条款，阀门的清洁和保养请参照一般销售准则

DE Die Garantiebedingungen, die Reinigung und die Instandhaltung der Armatur entnehmen Sie bitte den allgemeinen Geschäftsbedingungen.

ES Las condiciones generales de garantía, la limpieza y el mantenimiento del grifo aparecen en las condiciones generales de venta.

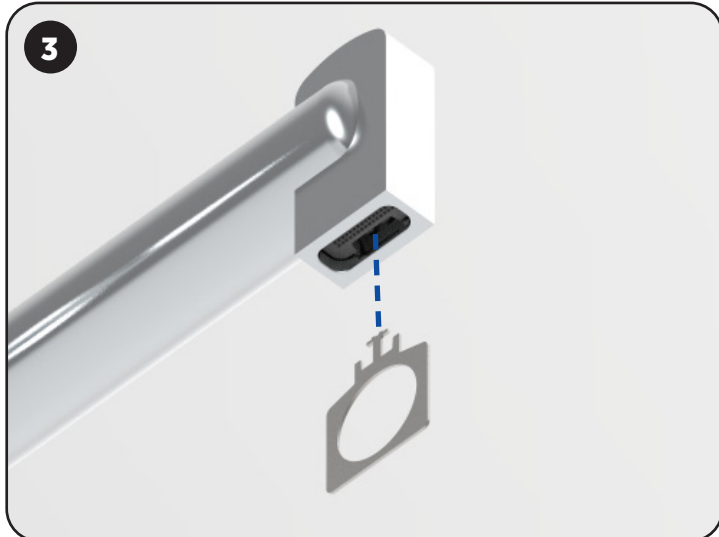


IT Le condizioni generali di garanzia, pulizia e manutenzione della rubinetteria sono indicate nelle condizioni generali di vendita.


NL De garantie voorwaarden, de schoonmaak en het onderhoud van de kranen worden vermeld in de algemene verkoopvoorwaarden.

RU Общие условия гарантии, чистка и техническое обслуживание клапанов указаны в общих условиях продажи.

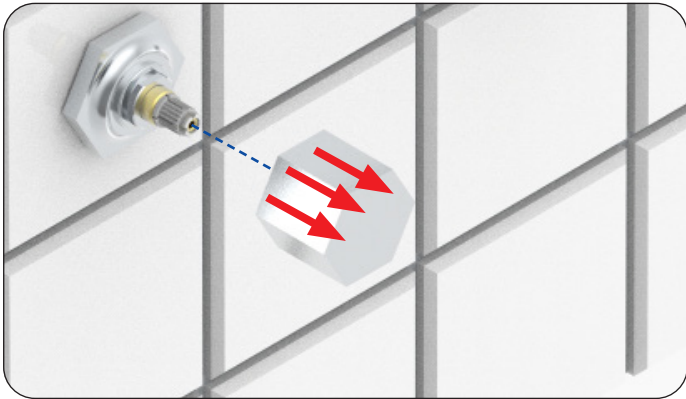
AR تظهر الشروط العامة المتعلقة بالضمان والتنظيف وصيانة الصنبور في الشروط العامة للبيع.

Remplacement de l'aérateur / replacement of aerator





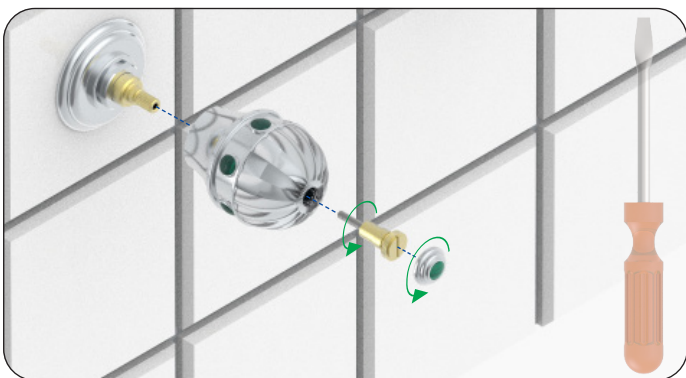
1/6




2/6



3/6



4/6


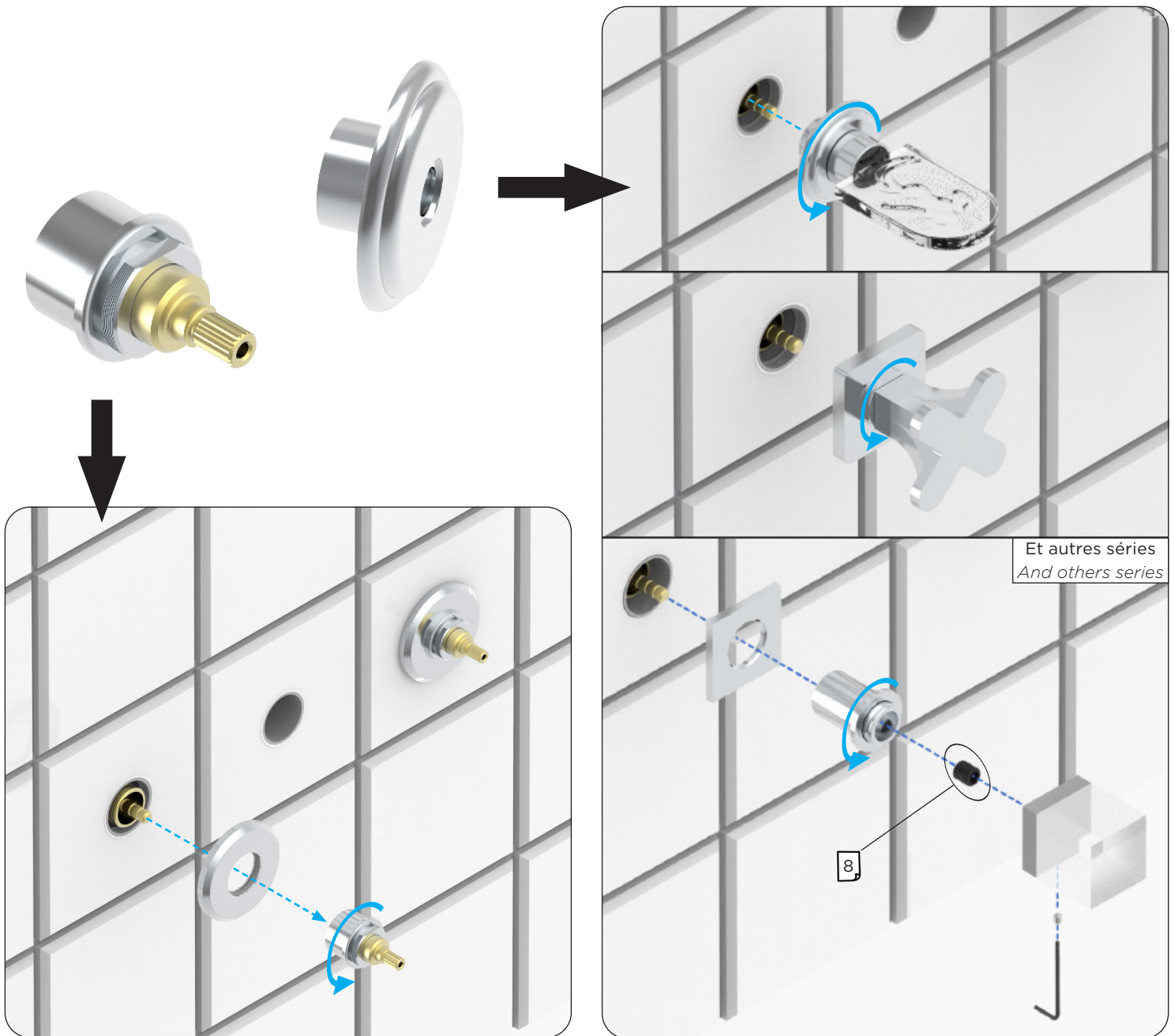


5/6



6/6





Remonter le tout -> voir page 2 à 4
Reinstalling -> see page 2 - 4

THG[®]
P A R I S