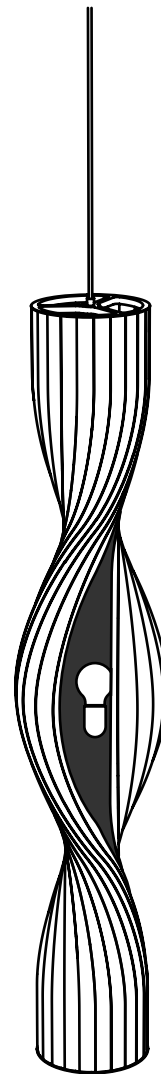



1

1) To change the middle E27 LED lightbulb place your fingers in between the slats as shown in the picture.



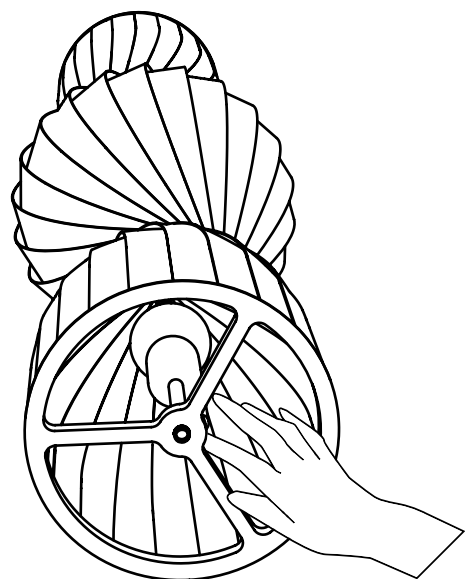
2

2) Carefully push the slats aside and insert the E27 bulb



3

3) To change the top E27 LED lightbulb access the socket from the top holes as shown in the picture.



4

4) To change the bottom E27 LED lightbulb access the socket from the bottom holes as shown in the picture.